

S.D. MOTHER INTERNATIONAL SCHOOL

Summer Vacation Homework

Class LKG

Note: Do all homework in Mix Copy (3 in 1)

Father's Day Activity

Get Moving Activity

Do a bit friendly competition (like ludo, Race etc.) with father and take picture and paste it in scrap book.

Yoga Day Activity

Go to the park in the morning with your grandparents and do some yoga Asanas.

Written & Oral Work

| Subject | Oral | Written |
|---------|---|---|
| ENGLISH | <ul style="list-style-type: none">❖ Alphabet A to Z Sound of vowel 'a' | <ul style="list-style-type: none">❖ Alphabet A to Z.❖ Sound of vowel 'a' 10 words❖ Match the same letter (practice each topic 10 pages) |
| MATHS | <ul style="list-style-type: none">❖ Counting 1 to 100❖ Back counting 100 to 1❖ Table of '2' | <ul style="list-style-type: none">❖ Counting 1 to 100❖ Back counting 100 to 1❖ Numbers name 1 to 5❖ Table of '2'(10 pages) |
| HINDI | <ul style="list-style-type: none">❖ अ से ज्ञ तक❖ दो अक्षर वाले शब्द | <ul style="list-style-type: none">❖ अ से ज्ञ तक❖ दो अक्षर वाले शब्द (10 pages) |
| G. K. | <ul style="list-style-type: none">❖ Fruits name❖ Body parts name❖ Children's favorite Cartoon (Do picture recognition from the text book picture) | |
| CHART | <ul style="list-style-type: none">❖ Make a creative attractive and colorful chart on the topic (Phonic Sound, Fruits, Body parts) | |
| RHYMES | <ul style="list-style-type: none">❖ Hindi – 1. - Little Nut Tree 3. – I have a little Nose❖ English – 1. – सूरज चाँद तारे 3. – मेरा घर | <ul style="list-style-type: none">2. – Cobbler Cobbler4. – Clap, Clap, Clap2. – पतंग4. बादल |

LET'S CONVERSE IN ENGLISH

- 1) *How are you? I'm good. Thank you.*
- 2) *I am thirsty. Please give me Water.*
- 3) *Please, open / close my Tiffin / bottle.*
- 4) *I am hungry. Please give me food.*
- 5) *I have finished my work / food.*
- 6) *Please, switch off / on the light / fan*

LEARNING OUTCOME

To enhance vocabulary and writing skills.

To understand the ways in which we discover and express ideas, feeling, culture beliefs and values.

To enhance awareness about our country.

To appreciate and strike a balance between existence and the nature.

SKILLS DEVELOPMENT


** Observation * Application * Comprehension * Creativity * Writing Skills * Research * Communication * Thinking * Self – management * Social*

CREATIVE DEVELOPMENT

Make a Pencil holder: -

Counting Things: -

Practice counting as you put away or chops vegetables and fruits. Example: Ask, "How many carrots did I buy? How many bars of soap were there in the shop? How many cans of soup were there in the self? How many boxes of cereal were there in the carton?"



Counting Beans and seeds: -

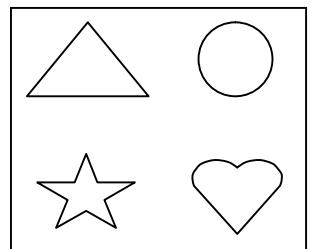
In a bowl, place ten beans (large rajma beans or tamarind seeds, for example). Ask the child to take out of two at a time and put them on the table or handover them to you. Similarly, ask the child for all numbers up to 10 in random and straight order counting both forward from (1 to 10) as well as backward (from 10 to 1).



Shapes: -

Parents ask your preschooler to copy simple shapes on a large sheet of paper. You draw a shape first then let your child try to copy it.

Example: - Later, go outside and find a place where you and your youngster can look at the clouds. Talk about how they look and how they might feel. Ask him / her to look out for shapes in the clouds.



Make some Rainbows: -

Talk about rainbows with your preschooler. Then on a large sheet of paper, draw a curved line using a colored pencil. Make your child complete the rainbows, following your line with a different colored pencil. Help your child to complete the rainbow with four or five colorful lines.



G.K.

Q1. What is your name?

Ans. My name is _____

Q2. What is your Father's name?

Ans. My Father's name is Mr. _____

Q3. What is your Mother's name?

Ans. My Mother's name is Mrs. _____

Q4. How many members do you have in your family?

Ans. I have ___ member in my family.

Q5. How old are you?

Ans. I am ___ year old.

Q6. Where do you live?

Ans. I live in _____

Q7. In which class do you study?

Ans. I study in class _____

Q8. In which school do you study?

Ans. I study in S.D. Mother International School Annapur, Ramnagar Ambedkar Nagar.

Q9. Who is your class teacher?

Ans. Mrs. _____ is my class teacher.

Q10. What is the name of your Principal?

Ans. My Principal's name is Mr. Indra Mani Mishra.

Q11. What does your Father do?

Ans. My Father is a _____

Q12. What does your mother do?

Ans. My Mother is a _____

Q13. How many siblings do you have?

Ans. I have _____ siblings.

Q14. What is the name of our National Fruit?

Ans. _____

Q15. What is the name our National Bird?

Ans. _____

Q16. What is the name of our National Flower?

Ans. _____

Q17. What is the name of our National Animal?

Ans. _____

Q18. What is the name of our National Anthem?

Ans. _____

Q19. How many sense organs do we have?

Ans. _____

Q20. How does an eye help us?

Ans. _____

प्रिय अभिभावक, नमस्कार

आपसे विनम्र अनुरोध है कि नीचे आपके बच्चे के दैनिक जीवन से जुड़ी कुछ अच्छी आदतें दी गयी हैं। क्या आप अपने दैनिक जीवन में इन अच्छी आदतों का अनुसरण करता हैं। कृपया हाँ/ना में उत्तर दें।

अच्छी आदतें

1. क्या आप के बच्चे ने सुबह उठकर सब से पहले अपने बड़ों का अभिवादन किया?
2. क्या आपके बच्चे ने दंतध्वान एवं नित्य क्रिया से निवृत्त होकर ऊँ का उच्चारण किया?
3. क्या आपका बच्चा अपने बड़ों का सम्मान करता है?
4. क्या आपका बच्चा हमेसा सच बोलता है?
5. क्या आपका बच्चा अपना गृहकार्य समय पर पूरा करता है?
6. क्या सभी के साथ आपके बच्चे का व्यवहार अच्छा होता है?
7. क्या आपका बच्चा अपने छोटे से प्यार करता है?
8. क्या आपका बच्चे ने कभी किसी का मजाक उड़ाया है?
9. क्या आपका बच्चा जरूरत मंद की सहायता करता है?
10. क्या आपका बच्चा मेहनती है?
11. क्या वह हमेशा प्यार से बातें करता हैं?
12. क्या आपका बच्चा बड़ों के बीच बोलता है?
13. क्या वह दूसरे की वस्तुएं पूछ कर लेता है?
14. क्या आपका बच्चा दूसरों के ऊपर कमेंट्स पास करता है और मजाक बनाता है?
15. दुसरे द्वारा आपके बच्चे को कोई वस्तु दिए जाने पर क्या वो उसको धन्यवाद करते हैं?
16. आपका बच्चा अपनी किताबें व्यवस्थित करके रखता है?
17. क्या वह सुबह समय पर उठता है?
18. क्या उसके पढ़ाई करने का समय निश्चित है?
19. क्या वह गलती करने पर माफी माँगता है?
20. क्या वह दूसरों के काम में दखल देता है?

ABOUT ME

My name is _____.

My favourite toy

Paste
Picture

My favourite game

Paste
Picture



Circle the picture which belongs to you:

I am a



boy



girl

My favourite fruit

Paste
Picture



My favourite colour

Colour it



What is your age?

I am

years old.



My family

Paste
Picture



My friend

Paste
Picture



My favourite cartoon

Paste
Picture



Teacher's Remarks: _____ Signature: _____

चित्र पहचान कर सही शब्द बॉक्स में से छाँटकर लिखिए:

घर पर  कर।



इधर मत रखा।

रथ पर चढ़ कर



चला।

पनघट पर  भरा।



रख कर इधर चला।

नमन झटपट



चखा।

पवन



पहन।

शबनम



बर्तन में रखा।

थरमस

शहद

अचकन

शलगम

हवन


कलश

महल

टब

Teacher's Remarks: _____ Signature: _____


'अ' से 'ज्ञ' तक वर्णमाला पूरी कीजिए:



अ

ई

ऋ



ए

अं



क

ङ



छ


ज



त

ढ

ण



प

व









श

ज्ञ



Teacher's Remarks: _____ Signature: _____

चित्र देखकर नाम लिखो



Teacher's Remarks: _____ Signature: _____

Hindi Worksheet

स्वरमाला अभ्यास

रिक्त स्थानों को भरकर स्वरमाला पूर्ण कीजिए:

| | | | | |
|---|----|---|---|--|
| अ | | | इ | |
| ऊ | ऋ | ए | | |
| | अं | | | |















Name- _____


Date- _____

Mathematics Worksheet

Write the numbers that come before and after.




Art Worksheet




Happy Flower Name: _____

Color by Number

Directions: Use the code to color the picture.



- 1- yellow
- 2- pink
- 3- orange
- 4- purple
- 5- green
- 6- black



© 2011 by Teacher's Toolkit



Hindi Worksheet

दो अक्षर वाले शब्दों का अभ्यास करें

* घ + ट =

* त + ब =

* क + ल =

* द + ल =

* थ + ल =

* ड + र =

* च + ल =

* ब + ल =

* न + ल =

* अ + ब =

* फ + ल =

* छ + त =

* क + र =

* भ + र =

* न + र =

* प + ल =

* प + र =

* ज + ल =

* च + र =

* ट + ब =

* आ + ज =

* थ + ल =

* स + ब =

* ब + स =

* क + ब =

* घ + र =

* म + न =

* ह + ल =